

MAC Material Acquisition Co

macmaterials.com

Dual Shaft Shredders

Medical Plant Waste Shredders utilize a low speed, high torque design to easily shred medical plant waste to a desired size.

MEDICAL PLANT WASTE INCLUDES:

- Medicinal Plants
- Vegetative Plants
- Plant Root Balls
- Plant Stems & Stalks
- Plant Leaves
- Rockwool
- Hemp Plant Waste
- Failed Clones
- Harvest Waste



Features & Options

BEARING PROTECTION

Shredded contaminants are prevented from reaching the bearings through the use of false walls and seals.

INDIVIDUAL CLEANING FINGERS

Reduces wrapping and material packing between the cutters, while being easy to remove and adjust.

CUSTOM LAYOUTS

System Engineers will work to ensure the shredder and supports fit seamlessly into your system.

CUTTER DESIGN

The number and length of hooks, as well as cutter width are selected to maximize throughput.

AUTO SHAFT REVERSAL

Improves online reliability by reorienting material to grab, preventing overfeeding, and protecting against damage from unshreddable objects.

HIGH TORQUE, LOW SPEED TECHNOLOGY

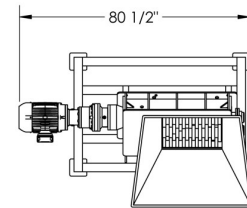
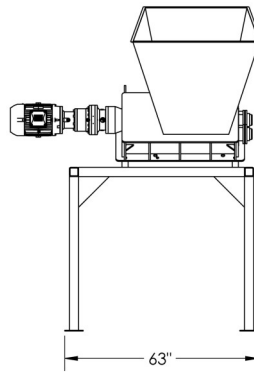
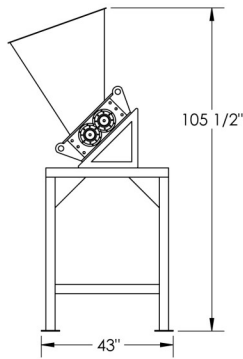

Less downtime, noise and dust emission than high speed shredders.

MEDICAL PLANT WASTE SHREDDERS

Dual Shaft Shredders

SPECIFICATIONS:

MODEL	HP	CUTTER WIDTH	CUTTING CHAMBER	POUNDS PER HOUR
21001	1	1/4"	8" W x 10" L	100
21003	3	1/4"	12" W x 12" L	300
21005	5	5/16"	12" W x 12" L	500
21010	10	5/16"	15" W x 15" L	1000
21015	15	5/16"	15" W x 15" L	1500
21020	20	5/16"	15" W x 15" L	2000
21025	25	5/8"	20" W x 20" L	2500
21030	30	5/8"	20" W x 20" L	3000



SPECIFICATIONS:

DRIVE	ELECTRIC
VOLTAGE	208/230/460V - 3 PHASE
21001	120/220V - 1 PHASE
21003	220V - 1 PHASE
21005	220V - 1 PHASE
CUTTER MATERIAL	4140 HT, AR500
SMALLER CUTTER WIDTH	ADDITIONAL
LOCKABLE WASTE CHAMBER	ADDITIONAL
INFED & OUTPUT CONVEYORS	ADDITIONAL

